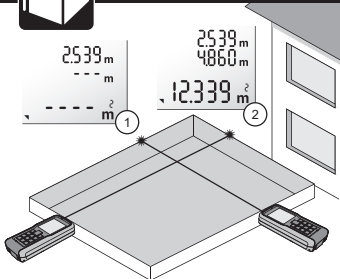
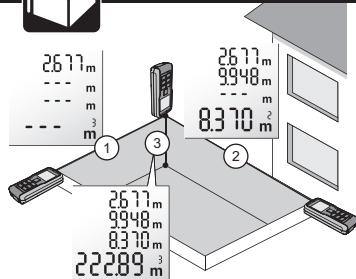




1x =



2x =



Clear Off

- 1x = Set back or clear value
- 2x = Clear all
- + 2 sec. = Delete History
- 2 Sec. = Off

⚠️ WARNING

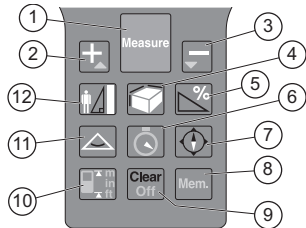
The Meter produces a visible laser beam which emerges from the front of the Meter.

Quick Reference Guide

FLUKE®

Laser Distance Meter

424D

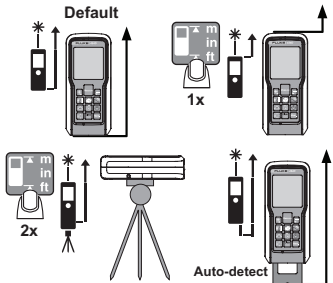


Buttons

1. Measure/Min Max/Power On
2. Plus (+)/Scroll Up
3. Minus (-)/Scroll Down
4. Area/Volume
5. Tilt Functions/Height Tracking/Leveling
6. Timer
7. Compass
8. Memory
9. Clear/Off
10. Reference/Units
11. Corner Angle/Triangle Area
12. Indirect Measurement (Pythagoras)/ Stake Out



Default



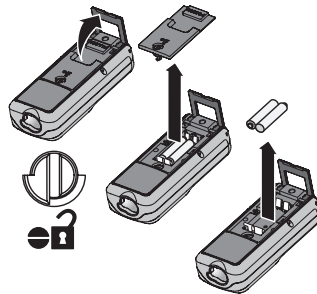
2 Sec. =

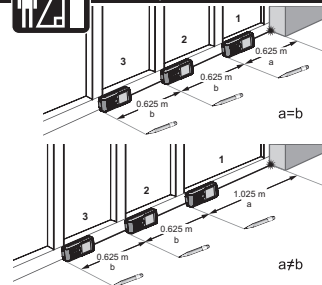
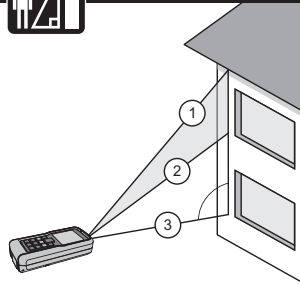
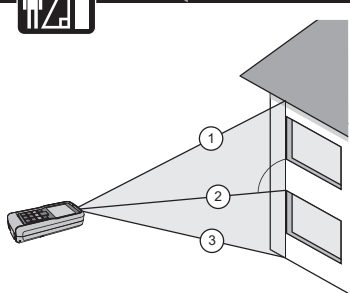
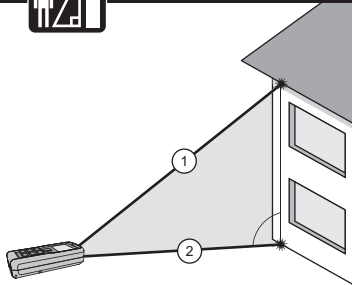
0.000 m	0.00 ft
0.000 ⁰ m	0'00" 1/32 *
0.00 m	0.000 in
	0 in 1/32

* default

+ = On/Off

+ = On/Off





Mem.

- 1x = Recall**
- / **1 ... 20**
- 2 sec. =** Use the value shown in the Summary line for further calculations.
- + **2 sec. = Delete History**

