

55XXA/DMMCAL

DMM AUTOCAL ADAPTER

Safety Information

Introduction

The Fluke Calibration 55XXA/DMMCAL DMM AUTOCAL ADAPTER (the Product) is a lead set that connects to the 55XXA Multi-Product Calibrator output block at one end and to a user Device Under Test (DUT) on the other. The Product minimizes the manual lead connections during the verification process.

For complete Product use instructions, download the *5560A/5550A/5540A Operators Manual* from www.flukecal.com.

Contact Fluke Calibration

Fluke Corporation operates worldwide. For local contact information, go to our website: www.flukecal.com

To register your product, view, print, or download the latest Users Manual or manual supplement, go to our website.

Fluke Corporation
P.O. Box 9090
Everett, WA 98206-9090

+1-425-446-5500

info@flukecal.com

Safety Information

More specific safety information is listed in the Operators Manual where applicable.

A **Warning** identifies hazardous conditions and procedures that are dangerous to the user.

Warning




To prevent possible electrical shock, fire, or personal injury:

- Read all safety information before you use the Product.
- Do not alter the Product and use only as specified, or the protection supplied by the Product can be compromised.
- Carefully read all instructions.
- Use this Product only for interconnection between Fluke Multifunction Calibrators and the device under test.
- Do not use this Product for any connection to electrical installations or a mains supply.
- Do not use the Product if it operates incorrectly.
- Do not apply more than the rated voltage, between the terminals or between each terminal and earth ground.
- Do not use test leads if they are damaged. Examine the test leads for damaged insulation.
- Use the Product only with these Fluke Calibration products:
 - 5540A
 - 5550A
 - 5560A

Do not use with these Fluke Calibration products:

- 5000A
- 5502A/E
- 5520A
- 5522A
- 5700A/EP
- 5720A
- 5730A
- 5790A
- 5790B
- Connect the test leads first to the Device Under Test (DUT), then to the Calibrator.
- Do not make connections to the Calibrator output terminals if they are energized.
- Before you make any connections to the output terminals, push RESET on the Calibrator and make sure that the Calibrator is in STANDBY mode.

Symbols

Symbol	Description
	WARNING - RISK OF DANGER. Consult user documentation.
	Conforms to European Union directives.
	This product complies with the WEEE Directive and its marking requirements. The affixed label indicates that you must not discard this electrical/electronic product in domestic household waste. Do not dispose of this product as unsorted municipal waste. For information about take-back and recycling programs available in your country, see the Fluke website.

Specifications

Test Leads:

DMM Input/Sense coax cables 1020 Vrms max

LO I Current 3.2 A, max

HI I Current..... 15 A, max

